

Data-Driven Security Decisions

Evolv Insights®

Imagine knowing how many visitors enter your venue, where and when they enter most, and how many of them alarm your security systems with what types of objects. These metrics — and others — power more proactive, data-driven security and operations decisions for customers of Evolv Express®.

Introducing Evolv Insights

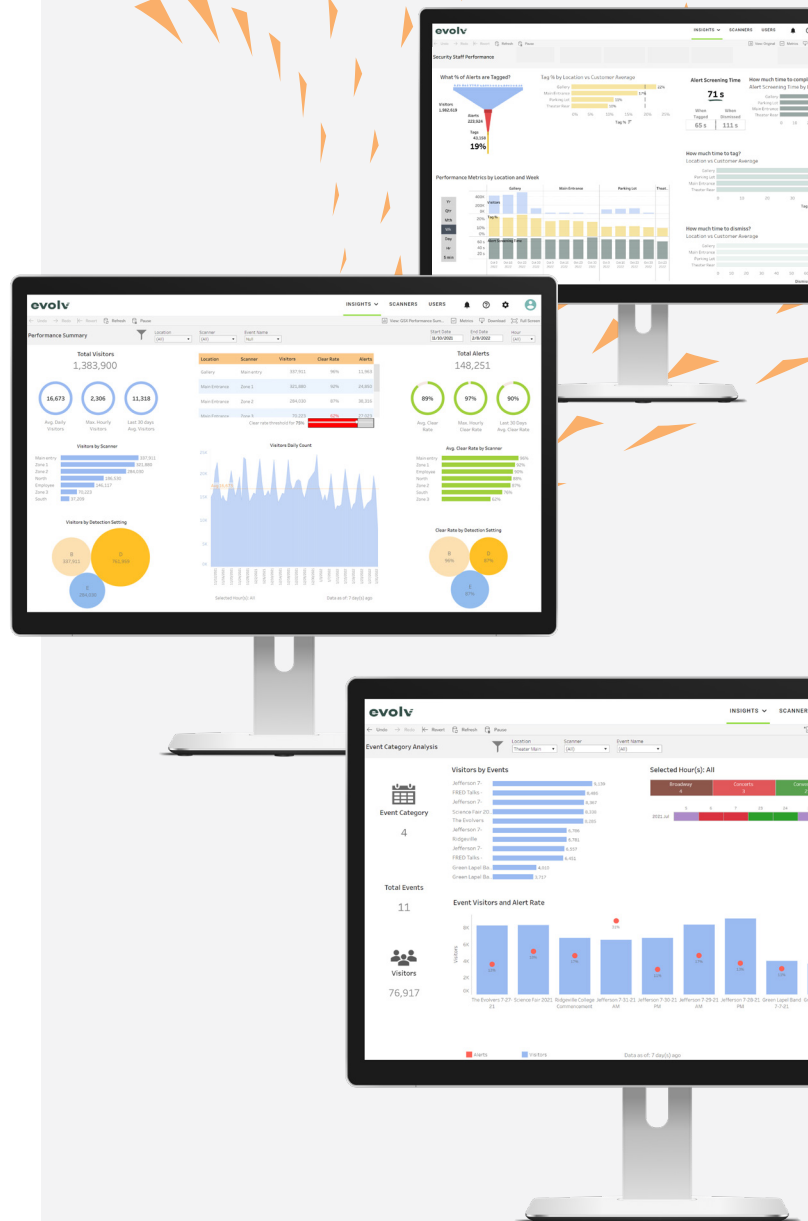
As the companion application to the Evolv Express weapons detection system, Evolv Insights® offers powerful analytics through the secure My Evolv Portal, accessible in a standard web browser or mobile interface. With Evolv Insights, security and venue operations teams can review, analyze, and interrogate metrics generated by Evolv Express to make better, data-driven decisions related to security, staffing, resource use, visitor flow, and more.

Evolv Insights provides summary dashboards and drill-down analytics for visitor arrival curves, alarm rates, and alert types across every Express system throughout your venue or facilities, viewable over time down to five-minute increments.

Improve Your Security Posture with the Power of Analytics

Security teams need to strike the best balance of guest experience and physical security, ensuring smooth-flowing entryways without compromising visitor safety. With visibility into visitor flow rates, alarm rates, and screening time metrics at every entrance, teams can redeploy staff where they're needed, balancing personnel resources and redirecting foot traffic to reduce overcrowding.

And with better information about what types of items are alarming across the venue along with alert tag percentages, security teams can improve training and operational efficiency. Knowing what the system—and the security staff—will find most often will help to optimize your security posture, driving better decisions about system sensitivity and other concept of operations (ConOps) protocols.



With Evolv Insights, you can compare visitor flow rates, alarm rates, and threat types across events, understanding past trends to improve the way teams prepare for and staff future events of a similar type. Extend the value of security analytics for better decision-making to other critical venue operations teams like retail, concessions, guest services, and ticketing.



Insights Benefits



Optimize ConOps decisions with business intelligence



Balance resource planning



Avoid overstaffing and understaffing



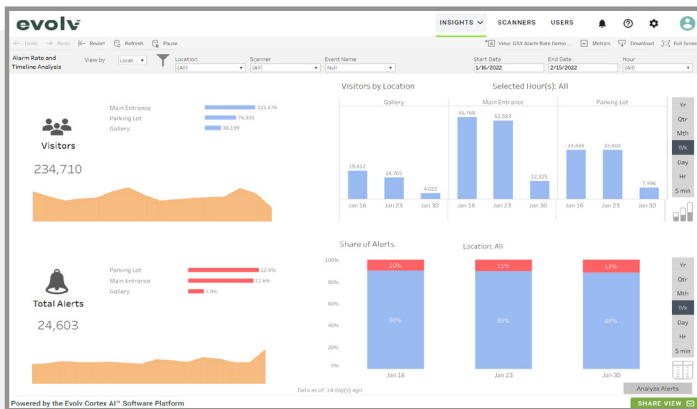
Improve planning for future events



Streamline training and operational efficiencies



Enhance guest experience across the venue



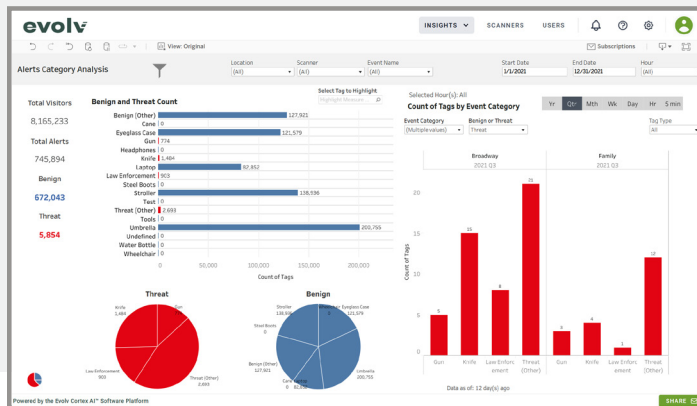
Quickly Review Aggregated and Individual Performance Across Evolv Express Systems

Track high-level, summary KPIs across your venue with an overall “snapshot” view. See a high-level summary of total visitors, average daily, hourly, and monthly metrics, and visitor arrival curves and alarm rates by systems, dates, and times.

Drill-down into specific systems to interrogate your data.

Identify outliers and make more informed decisions to improve security, efficiency, and guest experience, with metrics on alarm rates, visitor counts, arrival curves, and more.

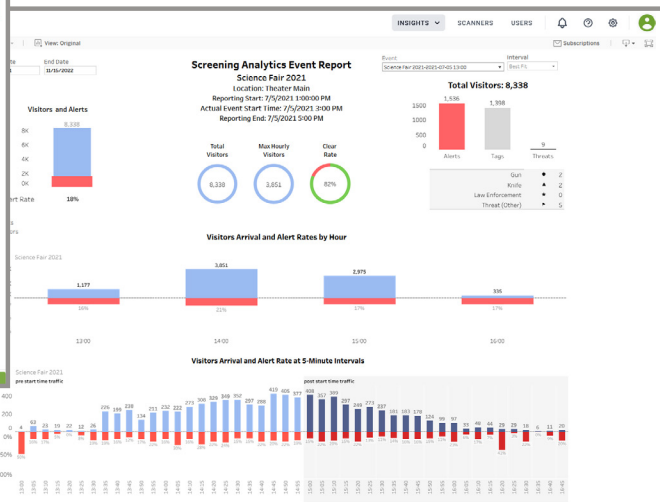
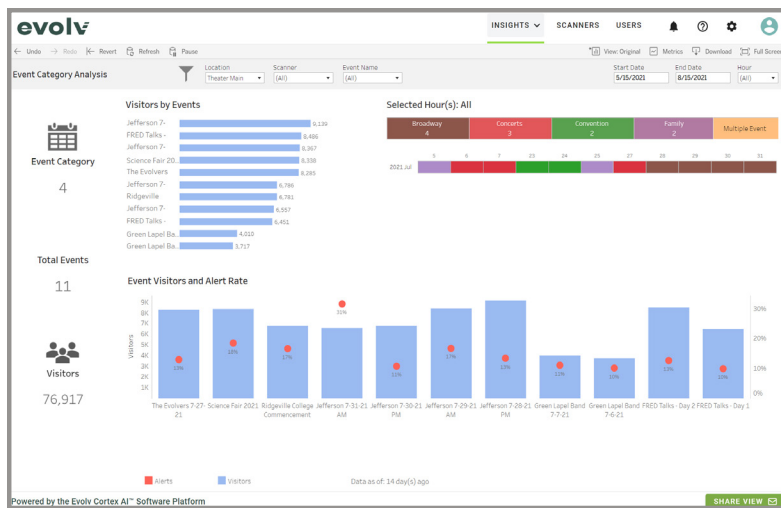
Customize, save, and share views with security and operations management. Output reports to CSV, PDF, and PPT formats, accelerating the traditional, manual process of compiling venue reports for review or export data directly to your existing data/analytics platforms with our Data Extract API.



Optimize ConOps for the Alert Types Unique to Your Venue or Facility

Prepare and train security teams for threat items found most often across the venue. When alert item categories (threat or benign) are selected on the Evolv Express tablet at the time of issue resolution, security teams can learn which types of items appear most often and how they differ by entrance, event type, times, dates, and more.

Refine Evolv Express sensitivity settings to optimize security posture. Perform “What if” analysis on historical scan data to see alarm rates on alternate settings, driving better decisions around ConOps and staffing configurations.



Easily Compare Different Events and Event Categories for Deeper Venue Insights

Not all events are created equal. Segment event types by the categories unique to your venue. Define events in the MyEvolv Portal to quickly filter dashboards to the exact date/time of your event. Then, analyze your visitor flow rates, alarm rates, and alert types for individual events.

See how alarm rates and types of items differ across events and event categories. Create event categories specific to your venue. Then, compare visitor and alarm rate KPIs across event categories to identify anomalies, refine ConOps, and improve venue staffing across concessions, retail, guest services, and more.

Receive daily and event summary reports with KPIs immediately, straight to your inbox. After each day and each event, summary screening reports are sent by email to identified contacts. Accelerate the reporting process and easily share with colleagues to target areas for further investigation and deeper analysis.

DIAMOND

BUSINESS SERVICES, INC.

723 SW 7th Ave., Amarillo, TX 79101
806-373-4148 | 800-749-9025
sales@diamondbusiness.net
www.diamondbusiness.net

About Evolv Technology

Evolv Technology (NASDAQ: EVLV) is transforming human security to make a safer, faster, and better experience for the world's most iconic venues and companies as well as schools, hospitals, and public spaces, using industry leading artificial intelligence (AI)-powered weapons detection and analytics. Its mission is to transform security to create a safer world to work, learn, and play. Evolv has digitally transformed the gateways in places where people gather by enabling seamless integration combined with powerful analytics and insights.

Evolv's advanced systems have scanned more than 425 million people, second only to the Department of Homeland Security's Transportation Security Administration (TSA) in the United States. Evolv has been awarded the U.S. Department of Homeland Security (DHS) SAFETY Act Designation as a Qualified Anti-Terrorism Technology (QATT) as well as the Security Industry Association (SIA) New Products and Solutions (NPS) Award in the Law Enforcement/Public Safety/Guarding Systems category.

Seeing is believing. Watch our latest video or join us at one of our upcoming events. Learn more at [evolvtechnology.com](https://www.evolvtechnology.com)

*The data used is fictitious and only used to illustrate some of Evolv Insights® analytical views and reporting elements offered in the Evolv Express® system. No conclusions should be drawn from this data.